

# MSA V-EDGE® 1.8m Mini PFL

## Personal Fall Limiter



### Technical Datasheet

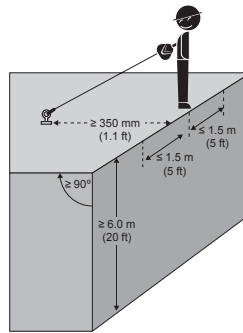
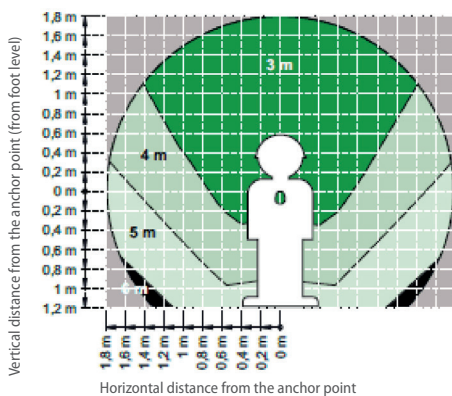
The **V-EDGE 1,8 m Mini PFL** can be used in overhead, horizontal, and leading edge applications.

#### Key Features

- The energy absorber ensures the forces passed to the user and anchorage are reduced to below 6 kN
- All internal components are manufactured from materials with inherently high corrosion resistant properties
- Clear case to allow visual inspection of internal components
- 2 swivels (on anchorage connector & housing) prevent the lanyard from twisting during use
- An Aluminium triple lock carabiner provides maximum safety when connected to harness D-ring
- All V-EDGE PFLs are individually serial numbered marked to ensure full traceability

#### General Information

- For a single User within the weight range 60 - 140 kg (including tools)
- A periodic examination can be carried out on-site by a Competent person following MSA instructions or an MSA trained Technician



#### Product Specifications

Material	
Case Polycarbonate	Polycarbonate
Pawls Stainless steel	Stainless steel
Main Spring Stainless steel	Stainless steel
Drum PC-ABS / bronze	PC-ABS / bronze
Lifeline HMPE / Aramid	HMPE / Aramid
Locking Mechanism Stainless steel	Stainless steel
Swivel Assembly Stainless steel	Stainless steel
Energy Absorber Pouch Polyester	Polyester
Energy Absorber HMPE	HMPE
Connectors Steel or Aluminium	Steel or Aluminium
Technical Specifications	
Length 1.8m	1.8m
Dimensions, without connector (LxWxH)	540 x 75 x 72mm
Net weight, without connector	Single-leg: 940g / Twin-leg: 1600g
Lifeline	20mm wide / 2.8mm thick
Approvals	
EN 360:2002, CNB/P/11.060, CNB/P/11.062, CNB/P/11.085; DIN 19427:2017	



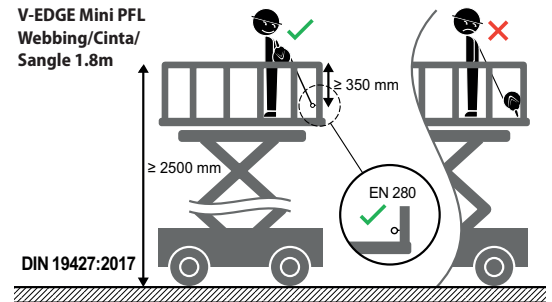
# MSA V-EDGE® 1.8m Mini PFL

## Personal Fall Limiter

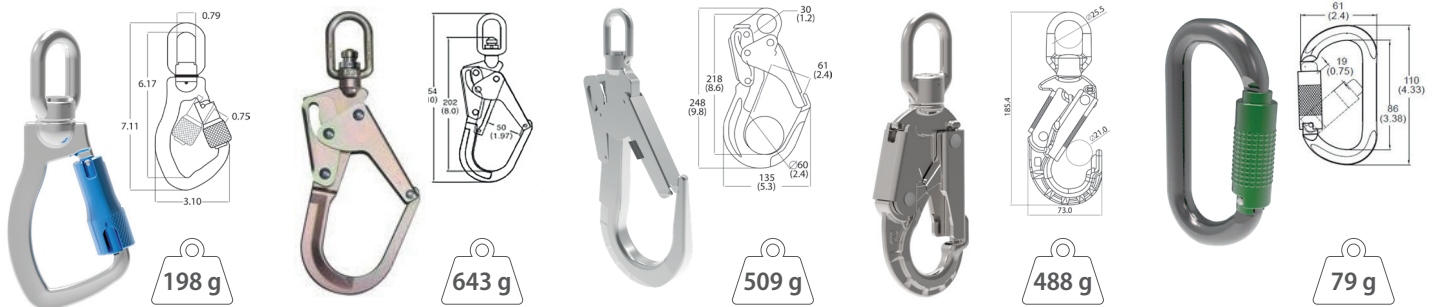
### Technical Datasheet

The **V-EDGE 1,8 m Mini PFL** is certified to DIN 19427:2017 and suitable for use on Mobile Elevating Working Platforms (MEWP). The device ensures a peak force at the anchor point below 3kN. Maximum load capacity of the device on MEWP applications is 140 kg (including tools).

When used on a MEWP the device shall be secured to the harness dorsal D-ring and the lanyard connected to the basket anchor point at least 350 mm below the handrail.



### Available Connectors



#### Alu Swivel Triple-Lock Carabiner

- Triple-locking gate
- Aluminium alloy
- EN, ANSI and CSA compliant

#### Steel Swivel Scaffolding Hook

- Forged steel, heat treated
- Fall indicator
- EN, ANSI and CSA compliant

#### Swivel Scaffolding Hook

- Aluminium alloy
- Double action / Self-locking
- EN, ANSI and CSA compliant

#### Steel Swivel Snaphook

- Double-action/self-locking gate
- High-tensile steel material
- Zinc-plated finish
- EN, ANSI and CSA compliant

#### Alu Triple-Lock Carabiner

- Triple-locking gate
- Aluminium alloy
- EN, ANSI and CSA compliant

### Ordering Information

Part Number	Type		Line Length	Line Type	Anchorage Connection	Harness Connection
	Single-leg	Twin-leg				
63061-00AEU	■		1.8m	Web	Aluminium Swivel Scaffolding Hook	Aluminium Triple-lock Carabiner
63061-00BEU	■		1.8m	Web	Steel Swivel Snaphook	Aluminium Triple-lock Carabiner
63061-00CEU	■		1.8 m	Web	Aluminium Swivel Triple-Lock Carabiner	Aluminium Triple-lock Carabiner
63061-00DEU	■		1.8 m	Web	Steel Swivel Scaffolding Hook	Aluminium Triple-lock Carabiner
63161-00AEU		■	1.8 m	Web	Aluminium Swivel Scaffolding Hook	Aluminium Triple-lock Carabiner
63161-00BEU		■	1.8 m	Web	Steel Swivel Snaphook	Aluminium Triple-lock Carabiner
63161-00CEU		■	1.8 m	Web	Aluminium Swivel Triple-Lock Carabiner	Aluminium Triple-lock Carabiner
63161-00DEU		■	1.8 m	Web	Steel Swivel Scaffolding Hook	Aluminium Triple-lock Carabiner